

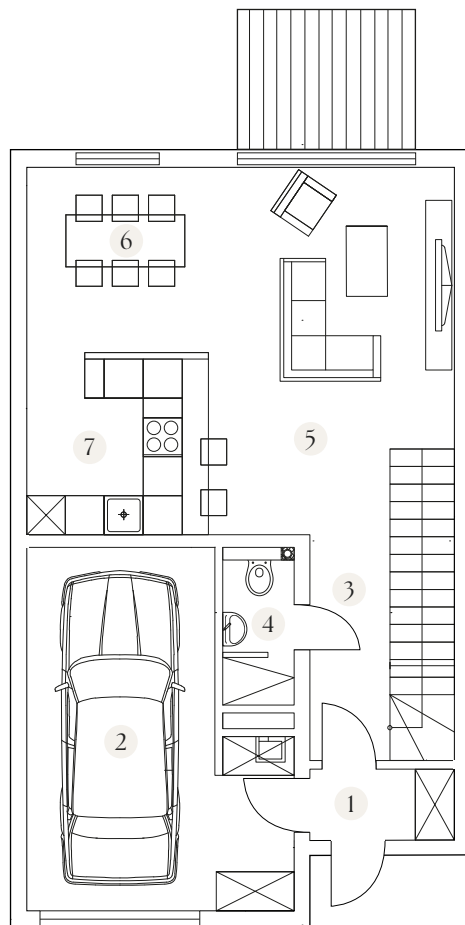
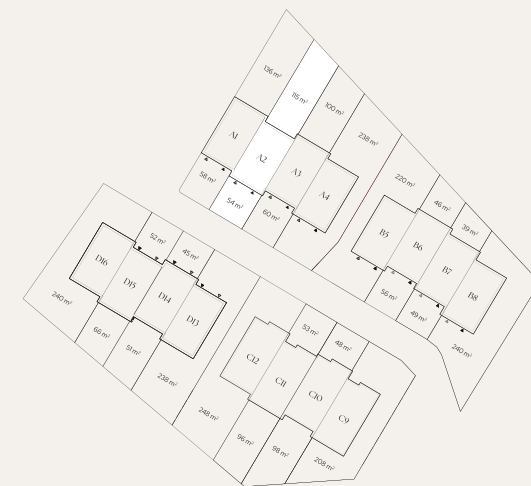


zaScena  
OSIEDLE

## Karta domu A2

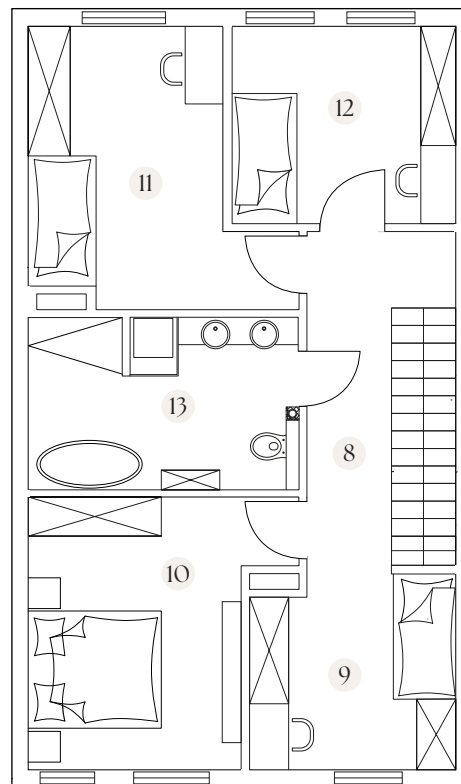
POW. CAŁKOWITA: 135,93 m<sup>2</sup>

POW. DZIAŁKI: 169 m<sup>2</sup>



### Parter 68,49 m<sup>2</sup>

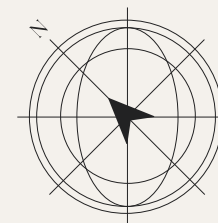
|                |                      |
|----------------|----------------------|
| 1. Wiatrołap   | 2,35 m <sup>2</sup>  |
| 2. Garaż       | 19,14 m <sup>2</sup> |
| 3. Komunikacja | 10,51 m <sup>2</sup> |
| 4. WC          | 2,29 m <sup>2</sup>  |
| 5. Salon       | 15,72 m <sup>2</sup> |
| 6. Jadalnia    | 9,37 m <sup>2</sup>  |
| 7. Kuchnia     | 9,11 m <sup>2</sup>  |



### Piętro 1 67,44 m<sup>2</sup>

|                |                      |
|----------------|----------------------|
| 8. Komunikacja | 7,99 m <sup>2</sup>  |
| 9. Pokój 1     | 9,93 m <sup>2</sup>  |
| 10. Pokój 2    | 14,83 m <sup>2</sup> |
| 11. Pokój 3    | 13,72 m <sup>2</sup> |
| 12. Pokój 4    | 10,44 m <sup>2</sup> |
| 13. Łazienka   | 10,53 m <sup>2</sup> |

ZAPRASZAMY DO ODWIEDZIN



ul. Żołnierska 60  
41-936 Bytom  
+48 532 867 336  
kontakt@zascena.pl

[www.zascena.pl](http://www.zascena.pl)